



### WHAT IS FOOD WASTE?

Food waste is all the food wasted even though it would have been good to eat: if something goes off in your fridge because you haven't eaten it in time; if you have put too much on your plate and throw away your leftovers instead of eating them later... **THIS IS FOOD WASTE.**

every year around the globe  
**1.3 BILLION TONNES OF**

# FOOD

is **lost or wasted**

that is  
**1/3** OF ALL FOOD PRODUCED FOR HUMAN CONSUMPTION


### WE NEED TO STOP WASTING FOOD BECAUSE:

- ✓ Wasting food means wasting money, labour and resources such as energy, land and water that go into producing the food.
- ✓ Wasting food increases greenhouse gas emissions and contributes to climate change.



# DO GOOD SAVE FOOD!

nine easy tips to reduce food waste.




## 1. ASK FOR SMALLER PORTIONS

Make sure you start your meals with a small portion on your plate. You can always go back for more if you're still hungry.

## 2. LOVE YOUR LEFTOVERS

Instead of scraping leftovers into the bin, use them as ingredients for tomorrow's meal, or simply reheat them as the same meal again. Remember, if you want to use leftovers, it's very important to store them in the fridge or freezer within two hours of preparing your meal.



## 3. SHOP SMART

We often buy more food than we can eat before it goes off. To avoid over-shopping, try to plan ahead, make a shopping list and don't go shopping on an empty stomach!

## 4. BUY "UGLY" FRUITS AND VEGETABLES

Many shops and farmers' markets offer irregularly shaped fruit and vegetable, which are just as good to eat as regularly shaped and coloured ones. Buy "ugly" fruits and vegetables to show that you do not want any food wasted!




## 5. CHECK YOUR FRIDGE

To make sure that food is properly stored and kept fresher for longer in your fridge, set it to the right temperature (between 1 and 5 °C), store products in the right places in the fridge and follow the instructions on the packaging or the fridge manual. Don't pack the fridge too full: you will use less energy and you'll be less likely to forget to use the food you bought.

## 6. PRACTICE FIFO: FIRST IN, FIRST OUT!

When you put your shopping away, rotate the food in your fridge and cupboard so that the older food comes forward and the most recent shopping – which will keep the longest – goes to the back. But keep an eye on the use-by and best-before dates – some new food may need to be eaten quickly.



## 7. UNDERSTAND DATES ON YOUR FOOD

After the "use-by" date has passed, food is not safe to eat anymore. "Best-before" dates, on the other hand, only show when the food is at its best quality in terms of smell, texture, and taste. If well stored, most of non-perishable food is still edible after the "best before" date!

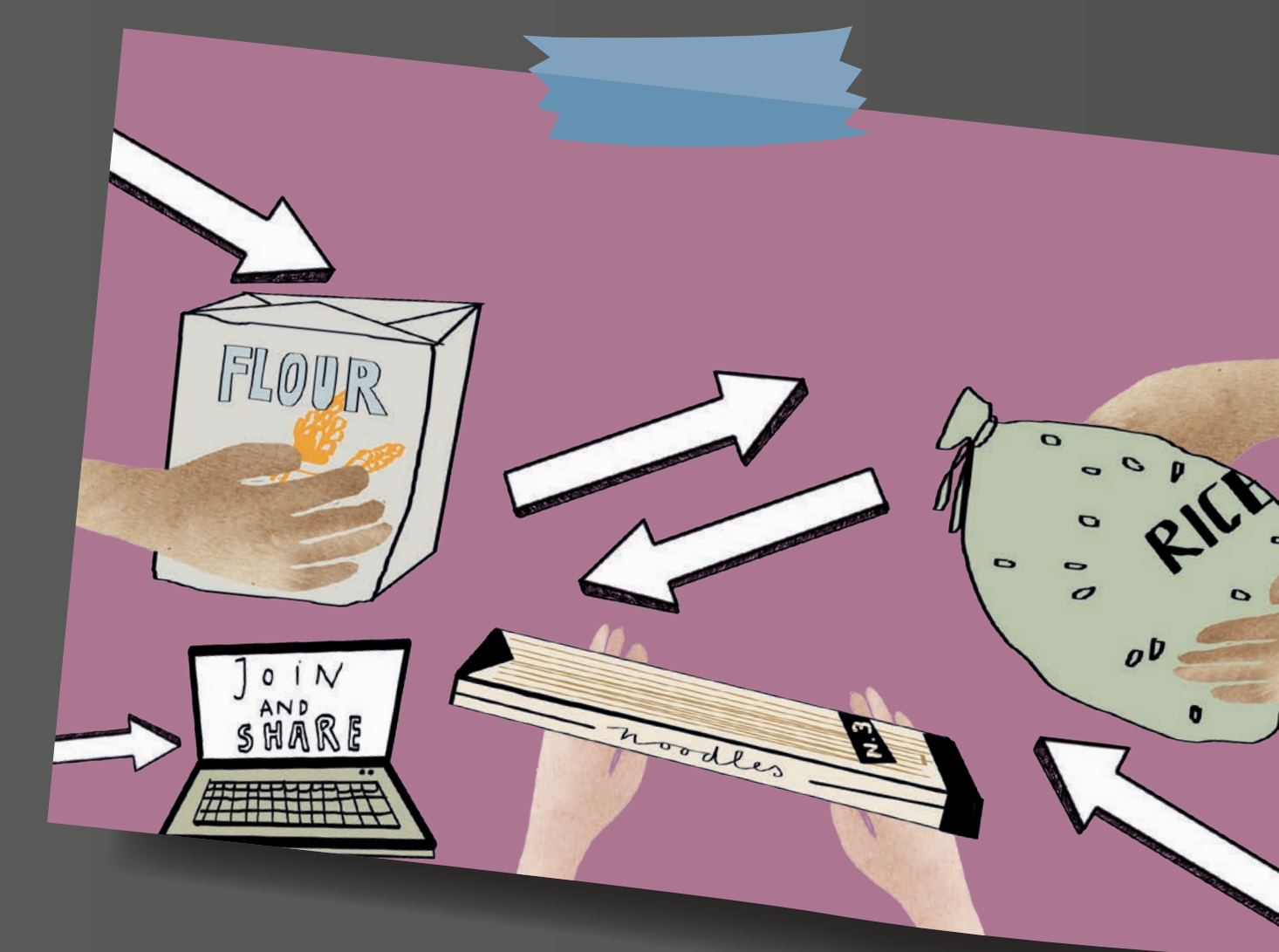
## 8. TURN WASTE INTO COMPOST

If you do end up wasting some of your food, recover it by turning it into garden food: instead of throwing it in your regular bin and contributing to the greenhouse gas emissions connected to the transport and disposal of waste, why not set up a compost bin for food waste and fruit and vegetable peelings?



## 9. SHARING IS CARING: GIVE TO HELP

Give your surplus to help those who need it. When hygiene and sanitary conditions and traceability requirements are ensured, it's easy to give your surplus food to those in need. Learn about existing initiatives in your cafeterias, your stores, your city... to give a boost to food aid associations and reduce waste.



# Together, we can fight food waste. So, Do Good – Save Food!